
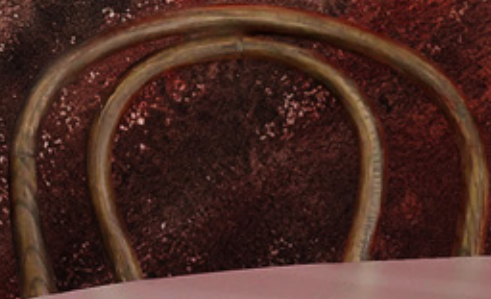




GG
COLLECTION



MOSCOW COLLECTION
by Golovin & Gusev






| Step | Name | Coats | Yields | Color code | Tools |
|------|--------------------|-------|------------------------|------------|--|
| 1 | Primer Normal | 1 | 1lt/10 m ² | x | Roller |
| 2 | Fondo A Calce | 1 | 1lt/10 m ² | x | Roller |
| 3 | Intonachino Medium | 1 | 1kg/0,5 m ² | x | <ul style="list-style-type: none"> • Trowel • Rigato • Roller |
| 4 | Velatura | 1 | 1lt/10 m ² | VLT0129 | Sponge |
| 5 | Velatura | 1 | 1lt/10 m ² | VLT0133 | Sponge |
| 6 | Velatura | 1 | 1lt/10 m ² | VLT0139 | Sponge |



| Step | Name | Coats | Yields | Color code | Tools |
|------|--------------------|-------|------------------------|------------|--|
| 1 | Primer Normal | 1 | 1lt/10 m ² | x | Roller |
| 2 | Fondo A Calce | 1 | 1lt/10 m ² | x | Roller |
| 3 | Intonachino Medium | 1 | 1kg/0,5 m ² | x | <ul style="list-style-type: none"> • Trowel • Rigato • Roller |
| 4 | Velatura | 1 | 1lt/10 m ² | VLT0175 | Sponge |
| 5 | Velatura | 1 | 1lt/10 m ² | VLT0145 | Sponge |
| 6 | Velatura | 1 | 1lt/10 m ² | VLT0173 | Sponge |



| Step | Name | Coats | Yields | Color code | Tools |
|------|--------------------|-------|---|------------|--|
| 1 | Primer Normal | 1 | 1lt/8 m ² | x | Roller |
| 2 | Fondo A Calce | 1 | 1lt/8-10 m ² 20% H ₂ O | x | Roller |
| 3 | Intonachino Medium | 1 | 1kg/0,8 m ² | x | <ul style="list-style-type: none"> • Trowel • Rigato • Roller |
| 4 | Velatura | 1 | 1lt/10-12 m ² | VLT0170 | Sponge |
| 5 | Velatura | 1 | 1lt/15-20 m ² | VLT0175 | Sponge |
| 6 | Velatura | 1 | 1lt/15-20 m ² | VLT0069 | Sponge |



| Step | Name | Coats | Yields | Color code | Tools |
|------|--------------------|-------|------------------------|------------|--|
| 1 | Primer Normal | 1 | 1lt/10 m ² | x | Roller |
| 2 | Fondo A Calce | 1 | 1lt/10 m ² | x | Roller |
| 3 | Intonachino Medium | 1 | 1kg/0,5 m ² | x | <ul style="list-style-type: none"> • Trowel • Rigato • Roller |
| 4 | Velatura | 1 | 1lt/10 m ² | VLT0137 | Sponge |
| 5 | Velatura | 1 | 1lt/10 m ² | VLT0129 | Sponge |
| 6 | Metalline Bronz | 1 | 1lt/10 m ² | Base | Sponge |



| Step | Name | Coats | Yields | Color code | Tools |
|------|--------------------|-------|------------------------|------------|--|
| 1 | Primer Normal | 1 | 1lt/10 m ² | x | Roller |
| 2 | Fondo A Calce | 1 | 1lt/10 m ² | x | Roller |
| 3 | Intonachino Medium | 1 | 1kg/0,5 m ² | x | <ul style="list-style-type: none"> • Trowel • Rigato • Roller |
| 4 | Velatura | 1 | 1lt/10 m ² | VLT0170 | Sponge |
| 5 | Velatura | 1 | 1lt/10 m ² | VLT0123 | Sponge |



| Step | Name | Coats | Yields | Color code | Tools |
|------|--------------------|-------|------------------------|------------|--|
| 1 | Primer Normal | 1 | 1lt/10 m ² | x | Roller |
| 2 | Fondo A Calce | 1 | 1lt/10 m ² | x | Roller |
| 3 | Intonachino Medium | 1 | 1kg/0,5 m ² | x | <ul style="list-style-type: none"> • Trowel • Rigato • Roller |
| 4 | Velatura | 1 | 1lt/10 m ² | VLT0028 | Sponge |
| 5 | Velatura | 1 | 1lt/10 m ² | VLT0186 | Sponge |



| Step | Name | Coats | Yields | Color code | Tools |
|------|---------------------------|-------|------------------------|------------|--|
| 1 | Primer Normal | 1 | 1lt/10 m ² | x | Roller |
| 2 | Fondo A Calce | 1 | 1lt/10 m ² | x | Roller |
| 3 | Intonachino coarse/medium | 1 | 1kg/0,5 m ² | x | <ul style="list-style-type: none"> • Trowel • Rigato • Roller |
| 4 | Velatura | 1 | 1lt/10 m ² | VLT0166 | Sponge |
| 5 | Velatura | 1 | 1lt/10 m ² | VLT0184 | Sponge |



| Step | Name | Coats | Yields | Color code | Tools |
|------|---------------------------|-------|------------------------|------------|--|
| 1 | Primer Normal | 1 | 1lt/10 m ² | x | Roller |
| 2 | Fondo A Calce | 1 | 1lt/10 m ² | x | Roller |
| 3 | Intonachino Coarse/Medium | 1 | 1kg/0,5 m ² | x | <ul style="list-style-type: none"> • Trowel • Rigato • Roller |
| 4 | Velatura | 1 | 1lt/10 m ² | VLT0232 | Sponge |



| Step | Name | Coats | Yields | Color code | Tools |
|------|--------------------|-------|------------------------|------------|--|
| 1 | Primer Normal | 1 | 1lt/10 m ² | x | Roller |
| 2 | Fondo A Calce | 1 | 1lt/10 m ² | x | Roller |
| 3 | Intonachino Medium | 1 | 1kg/0,5 m ² | x | <ul style="list-style-type: none"> • Trowel • Rigato • Roller |
| 4 | Velatura | 1 | 1lt/10 m ² | VLT0186 | Sponge |
| 5 | Velatura | 1 | 1lt/10 m ² | VLT0170 | Sponge |
| 6 | Velatura | 1 | 1lt/10 m ² | VLT0125 | Sponge |
| 7 | Velatura | 1 | 1lt/10 m ² | VLT0210 | Sponge |



| Step | Name | Coats | Yields | Color code | Tools |
|------|--------------------|-------|------------------------|------------|--|
| 1 | Primer Normal | 1 | 1lt/10 m ² | x | Roller |
| 2 | Fondo A Calce | 1 | 1lt/10 m ² | x | Roller |
| 3 | Intonachino Medium | 1 | 1kg/0,5 m ² | x | <ul style="list-style-type: none"> • Trowel • Rigato • Roller |
| 4 | Velatura | 1 | 1lt/10 m ² | VLT0153 | Sponge |
| 5 | Velatura | 1 | 1lt/10 m ² | VLT0129 | Sponge |
| 6 | Velatura | 1 | 1lt/6 m ² | VLT1026 | Sponge |



| Step | Name | Coats | Yields | Color code | Tools |
|------|--------------------|-------|------------------------|--|--|
| 1 | Primer Normal | 1 | 1lt/10 m ² | x | Roller |
| 2 | Fondo A Calce | 1 | 1lt/10 m ² | x | Roller |
| 3 | Intonachino Medium | 1 | 1kg/0,5 m ² | x | <ul style="list-style-type: none"> • Trowel • Rigato • Roller |
| 4 | Velatura | 1 | 1lt/10 m ² | VLT0127 VLT0126 VLT0129 VLT0131 | Sponge |
| 5 | Metalline Silver | 1 | 1lt/10 m ² | A4602100 | Sponge |



| Step | Name | Coats | Yields | Color code | Tools |
|------|--------------------|-------|------------------------|-------------------------------|--|
| 1 | Primer Normal | 1 | 1lt/10 m ² | x | Roller |
| 2 | Fondo A Calce | 1 | 1lt/10 m ² | x | Roller |
| 3 | Intonachino Medium | 1 | 1kg/0,5 m ² | x | <ul style="list-style-type: none"> • Trowel • Rigato • Roller |
| 4 | Velatura | 1 | 1lt/10 m ² | VLT0125 VLT0152 VLT0156 | Sponge |



| Step | Name | Coats | Yields | Color code | Tools |
|------|--------------------|-------|------------------------|------------|--|
| 1 | Primer Normal | 1 | 1lt/10 m ² | x | Roller |
| 2 | Fondo A Calce | 1 | 1lt/10 m ² | x | Roller |
| 3 | Intonachino Medium | 1 | 1kg/0,5 m ² | x | <ul style="list-style-type: none"> • Trowel • Rigato • Roller |
| 4 | Velatura | 1 | 1lt/10 m ² | VLT0127 | Sponge |

PRIMER NORMAL

Acrylic Concentrated Fixative

Water-based fixative for interior and exterior use, formulated with acrylic emulsions. This primer penetrates into the plaster and seals the porous surfaces by bonding unrelated parts of them. It provides both a good vapour permeability and an excellent adhesion for finish coatings. Making surface absorption uniform, PRIMER NORMAL allows colour uniformity during application of paints.

Application

Dilution from 1:5 to 1:8 by volume with water.

Brush: Use a nylon/polyester or a natural bristle brush.

Roller: Use a nap synthetic or lamb's wool roller cover.

Airless Pressure: 140 – 160 bar (2000 – 2350 psi). Tip: 0.017” – 0.021”.

Dilution depends on the airless system in use. A trial application is strongly recommended prior to the commencement of work.

Temperature of application: +5 ÷ +35 °C

Relative humidity of application: < 85 %

Touch dry: 30 minutes

Recoat after: 4 ÷ 5 hours

Completely Cured: 7 days

Cleaning tools: by water

Density: 1 Kg/L

pH: 7-8

Weight Solids: 25%

Coverage: 8 – 10 m²/L

Colour: Clear

Gloss Levels: Translucent

Pack Size: 1 - 5 - 10 – 20 L

FONDO A CALCE

Special primer for lime based materials

Special tintable primer for preparation surfaces before application of lime based materials. Allow to create comfortable surface adhesion for application lime based materials, especially in hot environment conditions.

Application

Brush: Use a nylon/polyester or a natural bristle brush. Thin by up to 20-25% by volume with water both the first and the second coat.

Roller: Use a 3/8” - 3/4” nap synthetic or lamb's wool roller cover. Thin by up to 20-25% by volume with water both the first and the second coat.

Airless Pressure: 140 – 160 bar (2000 – 2350 psi). Tip: 0.019” – 0.021”.

Dilution depends on the airless system in use. A trial application is strongly recommended prior to the commencement of work.

Temperature of application: +5 ÷ +35 °C

Relative humidity of application: < 85 %

Dry film thickness: 50 ÷ 100 µm per coat

Touch dry: 30 minutes

Recoat after: 5 ÷ 6 hours

Cleaning tools: by water

Density: 1.50 ÷ 1.60 Kg/L

Viscosity: 25000 ÷ 30000 cPs

pH: 7-8

Weight Solids: 70%

Coverage: 6 – 10 m²/L

Colour: Many Colours

Gloss Levels: Matt

Pack Size: 4 L



INTONACHINO FINE

Lime Based Decor Plaster

Decorative covering made of hydrated and micronized lime, marble powder and silica sands. It is formulated with inorganic pigments, special additives and inert minerals. It allows to reproduce the stone effect. It has an excellent resistance against aggressive agents in industrial or marine zone as well against U.V. rays and mould.

Application

By inox spatula or trowel: The product is ready to use. In special case could be tinned by water up to 5%.

Apply 1 coat of Intonachino Fine by stainless steel with thickness of about 1,5:2 mm once still wet. Ammediatly while it wet work surface with rigato special trowel. As soon as the product starts to dry proceed with the first polishing by stainless steel spatula to smooth more evident ripples. Once completely dry repeat the polishing. Leave to dry at least for 24 hours before to apply the finishing.

Temperature for application: +10÷ +36°C

Relative humidity for application: < 85%

Recommended thickness: 0,5 ÷ 1 mm per coat

Touch Dry: 2÷4 h

Recoatable after: 24 h

Completely cured: 20-25 days

Cleaning tools: by water

Drying time for washing: 30 days

Density: 1,7 ÷ 1,8 Kg/L

pH: 12-14

Weight Solids: 75%

Coverage: 0,3 – 0,5 m2/Kg

Colour: Color Chart

Pack Size: 25 Kg

VELATURA

Protective buffer matt glaze with aging effect

Decorative glaze based on siloxane resins with a high degree of permeability to vapor and water repellency.

The siloxane glaze is used in decorative finishes for interior and to protect and decorate exterior facades. It is applied on washable paints, quartz made paints, lime paints and silicate or siloxane paints. Suitable for the decoration and protection of plasters.

Application

Apply Velatura crossing the brush strokes one over the other until completion of the surface thus obtaining an antique decoration, breathable and water repellent. Also you can use for application different kinds of sponge.

Temperature of application: +5–+35°C

Relative humidity of application: < 85 %

Dry film thickness: 20 – 35 micron per coat

Touch dry: 4–6 h

Recoatable after: 12 hours

Completely cured: 24 h

Cleaning tools: by water

Density: 0,9–1 kg/l

pH: 7–8

Weight solids: 15%

Coverage: 8–10 m2/lit

Colour: color chart

Gloss levels: matt translucent

Pack size: 0,75–4 lt

